



Ohio Board of Nursing

www.nursing.ohio.gov

17 S. High Street, Suite 660 • Columbus, Ohio 43215-3466 • 614-466-3947

MEMORANDUM

TO: Board Members

FROM: Kristie Oles, Education Regulatory Surveyor
Lisa Hashemian, Education Regulatory Surveyor
Lisa Emrich, Program Manager

DATE: April 4, 2022

RE: Calendar Year 2021 NCLEX Pass Rates; Application of Rule 4723-5-23, OAC

Annually, the Board reviews the NCLEX pass rates of pre-license nursing education programs with Full, Provisional, or Continued Conditional approval. NCLEX national and state data are provided by the National Council of State Boards of Nursing.

Rule 4723-5-23, OAC, specifies that each program's NCLEX pass rate is determined by the percentage of a program's first-time test candidates who attempted the NCLEX exam within six months of completing the nursing education program. Rule 4723-5-23, OAC, also establishes 95% of the national average of first time test candidates as the benchmark pass rate for Ohio.

If a program has a pass rate on the licensure examination that is less than ninety-five per cent of the national average for first-time candidates, who took the examination within six months of completion of the program, in a calendar year the following shall apply:

- After the first year, the program shall establish a plan indicating action steps to improve the NCLEX scores of its graduates, and submit the plan with the annual report;
- After two consecutive years, the program shall prepare a report that evaluates the plan of action established after the first year of low NCLEX scores, identify additional steps, and submit the plan with the annual report; and
- After three consecutive years, a representative of the board shall conduct a survey visit and the board may take action on the approval status of the program.
- After four consecutive years, a representative of the board may conduct a survey visit and the board shall place the program on provisional approval, or, if the program is on conditional approval status, propose to withdraw conditional approval and deny full approval status according to the procedures contained in Chapter 119. of the Revised Code.

For the Board to consider restoring a program to full approval status after a program is placed on provisional status due to low NCLEX scores, a program shall attain a pass rate for at least two

5.1.2

consecutive years that meets or exceeds ninety-five per cent of the national average for first-time candidates who took the examination within six months of completion of the program.

Below is information based on all first-time test candidates in calendar year 2021, and includes the national RN and PN NCLEX pass rate averages; the Ohio RN and PN NCLEX pass rate averages; and Ohio RN and PN program NCLEX pass rates compared to the 95% of the national average benchmark. NCLEX pass rate information from 2020 is in parentheses. Programs with ten or more first time test candidates achieving 100% pass rates are also identified.

Section 1: Registered Nursing (RN) Education Programs

Overview and Trends – NCLEX-RN 2021 (2020):

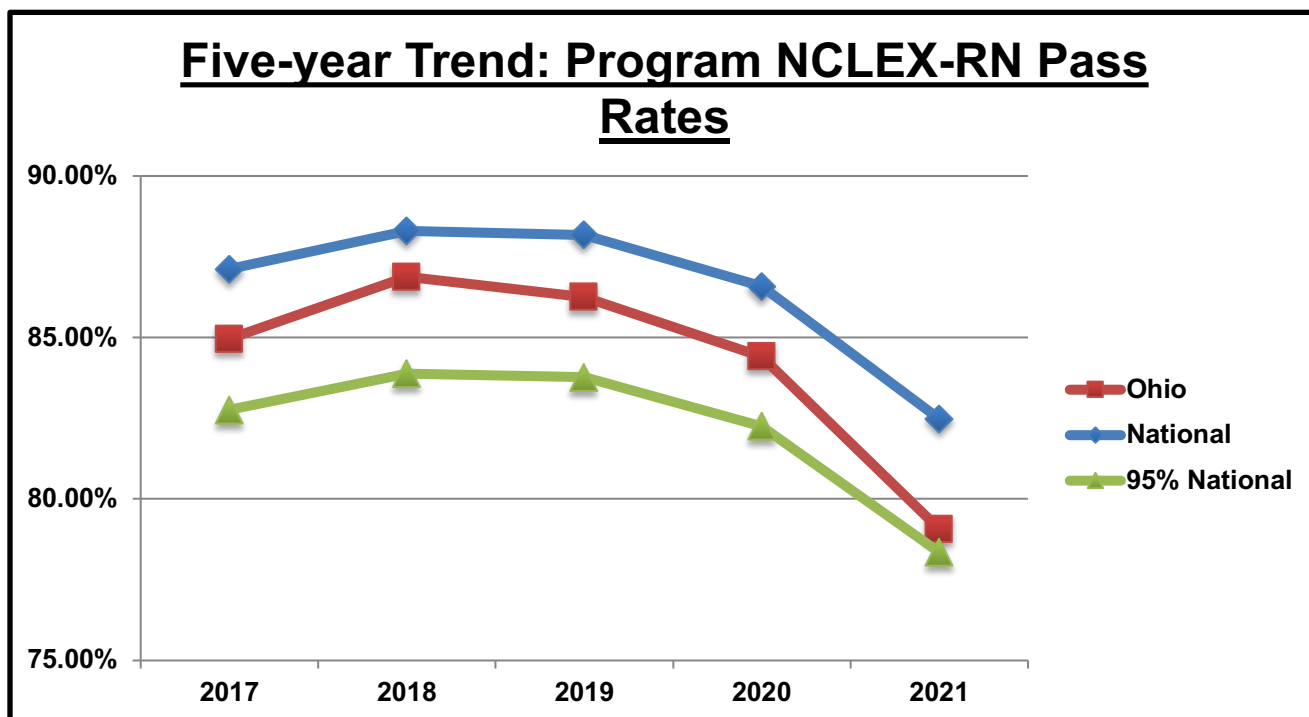
National average: 82.48% (86.58%)

- Number of national candidates: 185,056 (171,391)

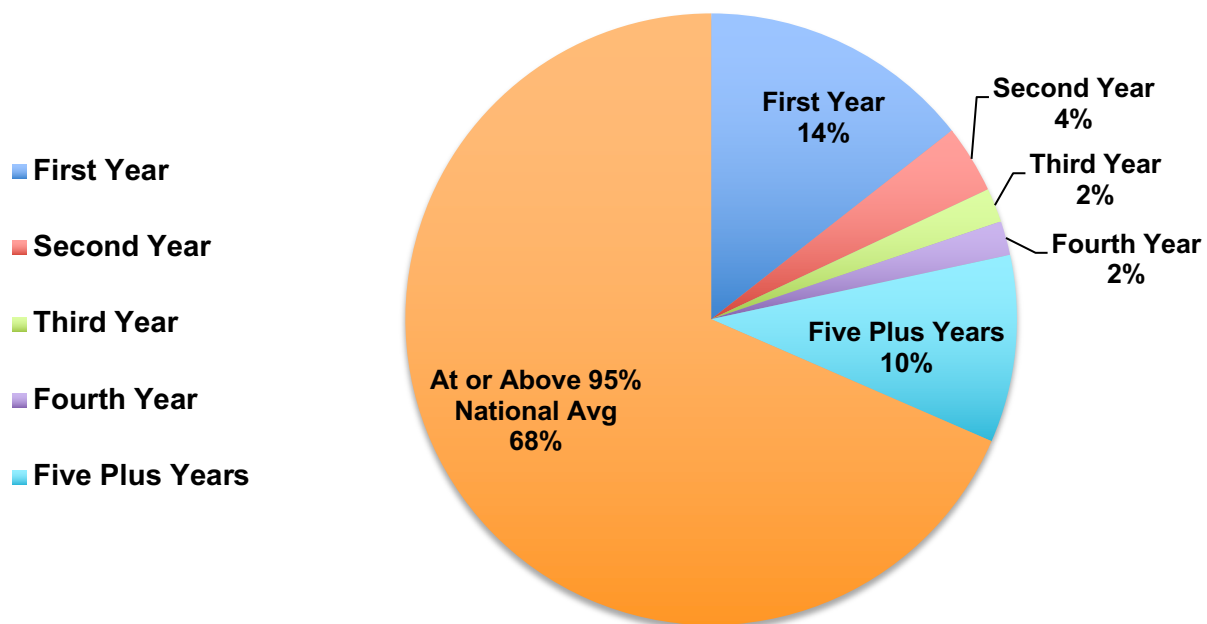
Ohio average: 79.07% (84.41%)

- Number of Ohio candidates: 9,299 (8,183)

95% of national average: 78.35% (82.25%)



2021 Summary of Program NCLEX-RN Program Pass Rates



**100% Pass Rate for RN Programs with Ten or More Students
Based on All First Time Test Candidates within Calendar Year**

- Washington State Community College Associate Degree Nursing Program – 40

NCLEX-RN Pass Rates Below 95% of National Average Based on First Time Test Candidates within Six Months of Program Completion

First Year of NCLEX-RN Pass Rates Below 95% of National Average

Program Name and Approval Status	2021 Pass Rates	Delivered/Pass/Fail
Ashtabula County Technical and Career Campus Registered Nurse Program: Full	57.14%	7/4/3
Associate Degree in Nursing – Fortis College, Cincinnati, OH: Full	42.86%	35/15/20
Bachelor of Science in Nursing, The Christ College of Nursing and Health Sciences, Department of Nursing: Full	77.78%	117/91/26
Chamberlain College of Nursing – Cleveland: Full	75.56%	45/34/11
Columbiana County Career & Technical Center, LPN-RN Nursing Program: Full	73.33%	30/22/8
Cuyahoga Community College Nursing Education Center of Excellence: Full	77.70%	305/237/68
Felbry College - School of Nursing Associate of Applied Science in Nursing: Full	32.14%	28/9/19
Fortis College School of Nursing Associate Degree in Nursing Program, Cuyahoga Falls, Ohio: Full	68.97%	58/40/18

James A. Rhodes State College, Associate Degree Nursing Program: Full	74.51%	102/76/26
Marion Technical College Nursing Program: Full	76.67%	60/46/14
Ohio Medical Career College One Plus One Associate of Applied Science in Nursing: Full	66.67%	18/12/6
Ohio University Associate Degree Nursing Program: Full	69.89%	176/123/53
Shawnee State University, Department of Nursing, Bachelor Degree Program: Full	76.67%	30/23/7
University of Cincinnati Blue Ash College: Full	63.64%	66/42/24
The University of Toledo College of Nursing BSN Program: Full	75.34%	219/165/54

Two Consecutive Years of NCLEX-RN Pass Rates Below 95% of National Average

Program Name and Approval Status	2021 Pass Rates Delivered/Pass/Fail	2020 Pass Rates Delivered/Pass/Fail
Notre Dame College Bachelor of Science in Nursing Program: Full	66.67% 12/8/4	68.75% 16/11/5
Ohio Institute of Allied Health, Inc., Nursing Education Program: Full	57.14% 7/4/3	66.67% 15/10/5
Richard Medical Academy Registered Nurse Program: Provisional	54.17% 24/13/11	66.67% 6/4/2
University of Rio Grande, Holzer School of Nursing: Full	54.86% 144/79/65	73.33% 105/77/28

**Three Consecutive Years of NCLEX-RN Pass
Rates Below 95% of National Average**

Program Name and Approval Status	2021 Pass Rates Delivered/Pass/Fail	2019-2020 Pass Rates Delivered/Pass/Fail
Akron Campus of Herzing University, Nursing Program: Full	65.96% 47/31/16	2020: 75.86%. 29/22/7 2019: 77.78% 36/28/8
Clark State College - Springfield Regional School of Nursing: Full	75.68% 148/112/36	2020: 75.45%. 110/83/27 2019: 78.83% 137/108/29

**Four Consecutive Years of NCLEX-RN Pass
Rates Below 95% of National Average**

Program Name and Approval Status	2021 Pass Rates Delivered/Pass/Fail	2018-2020 Pass Rates Delivered/Pass/Fail
Athena Career Academy LPN to RN Program: Full	44.64% 56/25/31	2020: 55.81% 43/24/1 2019: 55.56% 45/25/15 2018: 52.50% 40/21/19
Shawnee State University, Department of Nursing, Associate Degree Program: Full	61.90% 21/13/8	2020: 78.26% 23/18/5 2019: 83.33% 24/20/4 2018: 81.25% 48/39/9

**Programs on Provisional Approval for Five or More Years of NCLEX-
RN Pass Rates Below 95% National Average**

Program Name	Provisional Approval Effective Date
Acadia Career Institute Registered Nursing Program	March 2018
American Institute of Alternative Medicine Registered Nursing Program	March 2016
Associate Degree in Nursing - Fortis College, Centerville	March 2017
Associate Degree in Nursing - Fortis College, Westerville	March 2017
ATA College Registered Nursing, Associate Degree Nursing (<i>Formerly Beckfield College Associate Degree Nursing Program</i>)	March 2018
Bryant & Stratton College Department of Nursing	March 2017
Collins Career Technical Center LPN- RN Diploma Nursing Program	March 2021
Hondros College of Nursing Associate Degree in Nursing	March 2017
Mercy College of Ohio, Baccalaureate Nursing Program	March 2021
Ohio Medical Career College One Plus One Nursing Education Program (Diploma)	March 2017
Ross College-North Canton	March 2021

Section 2: Practical Nursing (PN) Education Programs

Overview and Trends – NCLEX-PN 2021 (2020):

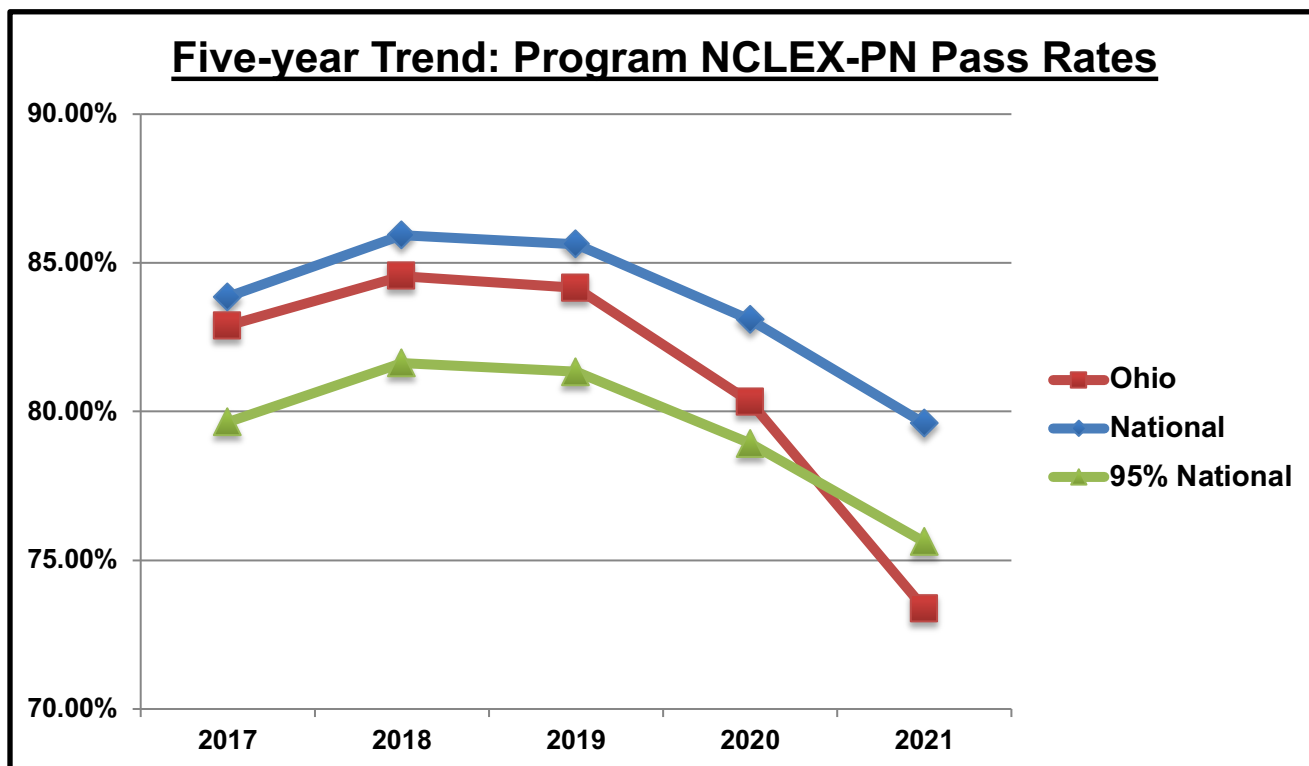
National average: 79.60% (83.09%)

- Number of national candidates: 46,353 (45,656)

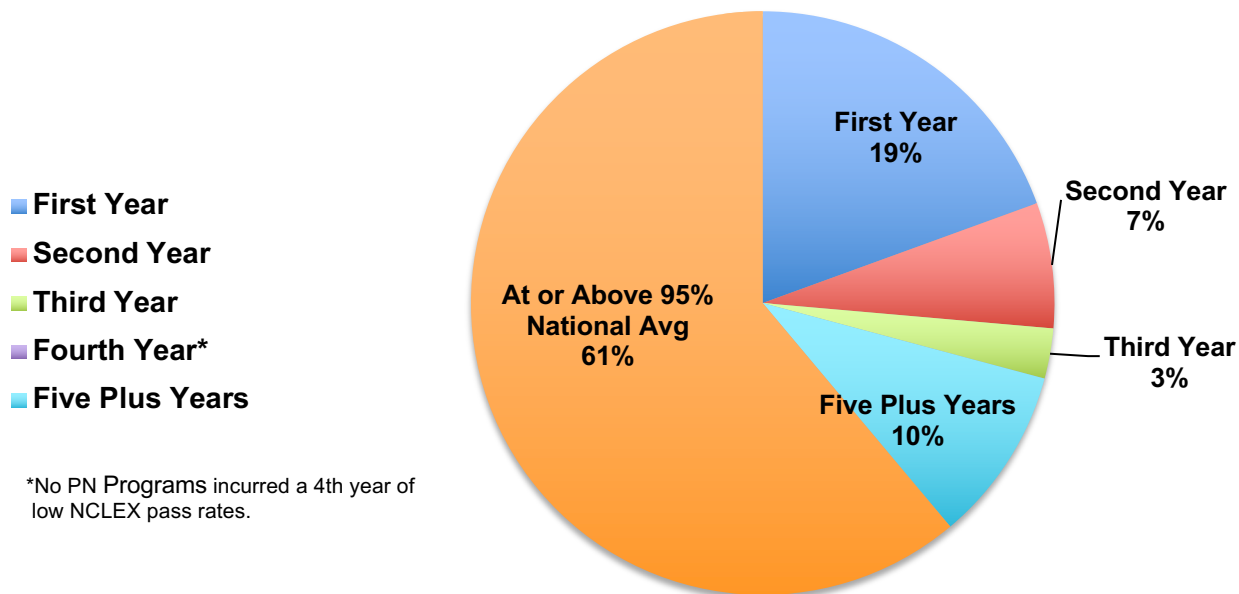
Ohio average: 73.38% (80.33%)

- Number of Ohio candidates: 3,185 (2,460)

95% of national average: 75.62% (78.93%)



2021 Summary of Program NCLEX-PN Program Pass Rates



**100% Pass Rate for PN Programs with Ten or More Students
Based on All First Time Test Candidates Within Calendar Year**

- Ohio Institute of Allied Health Practical Nursing Program – 21
- Southern State Community College Practical Nursing Program – 13

NCLEX-PN Pass Rates Below 95% of National Average Based on First Time Test Candidates within Six Months of Program Completion
--

One Year of NCLEX-PN Pass Rates Below 95% of National Average

Program Name and Approval Status	2021 Pass Rates	Delivered/Pass/Fail
Auburn Practical Nursing Program: Full	60.00%	10/6/4
Belmont College Practical Nursing Program: Full	66.67%	12/8/4
Butler Tech Program of Practical Nurse Education: Full	70.27%	37/26/11
Herzing University Akron Diploma in Practical Nursing Program	72.73%	11/8/3
Mid-East Career and Technology Centers, Zanesville Campus High School PN Program: Full	57.14%	7/4/3
Owens Community College Practical Nurse Program: Full	60.00%	5/3/2
Practical Nursing – Fortis College, Cincinnati, OH: Full	73.33%	15/11/4
Sandusky Career Center School of Practical Nursing: Full	58.82%	17/10/7

Scioto County Career Technical Center Practical Nursing Program: Full	75.61%	41/31/10
Stautzenberger College Practical Nursing Program: Full	68.97%	29/20/9
The School of Nursing at Cuyahoga Valley Career Center: Full	70.59%	17/12/5
The STEM Academy of Lawrence County at Collins Career Technical Center LPN Program: Full	0%	1/0/1
Valley College Practical Nursing Diploma Program: Full	58.62%	29/17/12
Vantage Career Center Practical Nursing Program: Full	60.00%	15/9/6

Two Consecutive Years of NCLEX-PN Pass Rates Below 95% of National Average

Program Name and Approval Status	2021 Pass Rates Delivered/Pass/Fail	2020 Pass Rates Delivered/Pass/Fail
Central School of Practical Nursing, Inc.: Full	56.25% 16/9/7	55% 20/11/9
Clark State College Practical Nurse Program: Full	71.43% 56/40/16	76% 50/38/12
Hannah E. Mullins School of Practical Nursing: Full	75.00% 20/15/5	71.67% 60/43/17
Hocking College Practical Nursing Program: Full	50.00% 2/1/1	64.29% 14/9/5

Trumbull Career & Technical Center School of Practical Nursing: Adult: Full	66.67% 18/12/6	58.33% 12/7/5
---	-------------------	------------------

Three Consecutive Years of NCLEX-PN Pass Rates Below 95% of National Average

Program Name and Approval Status	2021 Pass Rates Delivered/Pass/Fail	2019-2020 Pass Rates Delivered/Pass/Fail
Athena Career Academy Practical Nursing Program: Full	49.18% 61/30/31	2020: 69.35% 62/43/19 2019: 81.16%. 69/56/13
Bryant & Stratton College Licensed Practical Nursing Program: Full	57.14% 7/4/3	2020: 66.67% 6/4/2 2019: 50.00%. 4/2/2

No PN Programs Incurred Four Consecutive Years of NCLEX Pass Rates Below 95%

Programs on Provisional Approval for Five or More Years of NCLEX-PN Pass Rates Below 95% National Average

Program Name	Provisional Approval Effective Date
American Institute of Alternative Medicine Practical Nursing Education Program	March 2015
ATA College Pre-Licensure Practical Nursing, Diploma (<i>Formerly Beckfield College Practical Nursing Program</i>)	March 2019
Felbry College-School of Nursing Practical Nursing	March 2015
Ohio Medical Career College Practical Nursing Education Program	March 2015

Portage Lakes Career Center–W. Howard Nicol School of Practical Nursing	March 2019
Practical Nurse Program, Canton City School District	March 2015
Richard Medical Academy	March 2019