



## Ohio Board of Nursing

[www.nursing.ohio.gov](http://www.nursing.ohio.gov)

17 S. High Street, Suite 660 • Columbus, Ohio 43215-3466 • 614-466-3947

### MEMORANDUM

TO: Board Members

FROM: Kristie Oles, Education Regulatory Surveyor  
Lisa Hashemian, Education Regulatory Surveyor  
Anita DiPasquale, Staff Attorney  
Lisa Emrich, Program Manager

DATE: February 19, 2019

RE: Nursing Education Program NCLEX Pass Rates – Calendar Year 2018

---

Each year at its March meeting, the Board reviews the NCLEX pass rates of pre-license nursing education programs with Full, Provisional, or Continued Conditional approval. NCLEX national and state data is reported by the National Council of State Boards of Nursing.

In prior years, all first time test candidates within a calendar year were included, regardless of the length of time between the candidate's program completion and the their first NCLEX examination attempt. The Board revised Rule 4723-5-23, OAC, effective April 1, 2017, to include only the first time test candidates who took the NCLEX examination within six months of completing the education program.

Calendar year 2017 was a transitional year due to the April 1, 2017 effective date of the rule. The number of test candidates in the first quarter, January through March, included all the first time test candidates; the number of test candidates in the remaining quarters, April through December 2017, was limited to the first time test candidates taking the NCLEX within six months of program completion. For 2018, the report includes only the first time test candidates who attempted the NCLEX within six months of program completion.

Rule 4723-5-23, OAC, establishes a benchmark of 95% of the national average for first time test candidates within a calendar year. Specific action is required for each successive year a program has a NCLEX pass rate that falls below 95% of the national average as follows:

- After the first year, the program is required to establish a plan indicating action steps to improve its graduates' NCLEX scores, and submit the plan in its annual report to the Board.
- After the second consecutive year, the program is required to prepare a report that evaluates the previous year's action plan, identify additional steps to improve its graduates' NCLEX pass rates, and submit the evaluation plan and additional steps in its annual report to the Board.

- After three consecutive years, the Board shall conduct a survey visit of the program, after which the Board may take action concerning the approval status of the program.
- After the fourth consecutive year, the Board is required to place the program on Provisional approval, and the Board may conduct a survey visit.

For the Board to consider restoring a program to full approval status after a program is placed on provisional status due to low NCLEX scores, the program must have a NCLEX pass rate that meets or exceeds 95% of the national average for first-time candidates for at least two consecutive years.

Below are the national RN and PN NCLEX pass rate averages for all first time test candidates in calendar year 2018; the Ohio RN and PN NCLEX pass rate averages based on all Ohio program first time test candidates in calendar year 2018; and 95% of the national average for calendar year 2018.

Ohio RN and PN program 2018 NCLEX pass rates, calculated as described above, are compared to the 95% of the national average benchmark. NCLEX pass rate information from 2017 is provided in parentheses. Programs with ten or more first time test candidates achieving 100% pass rates are also identified.

**Section 1: RN Education Programs**

**Overview and Trends – NCLEX-RN 2018 (2017):**

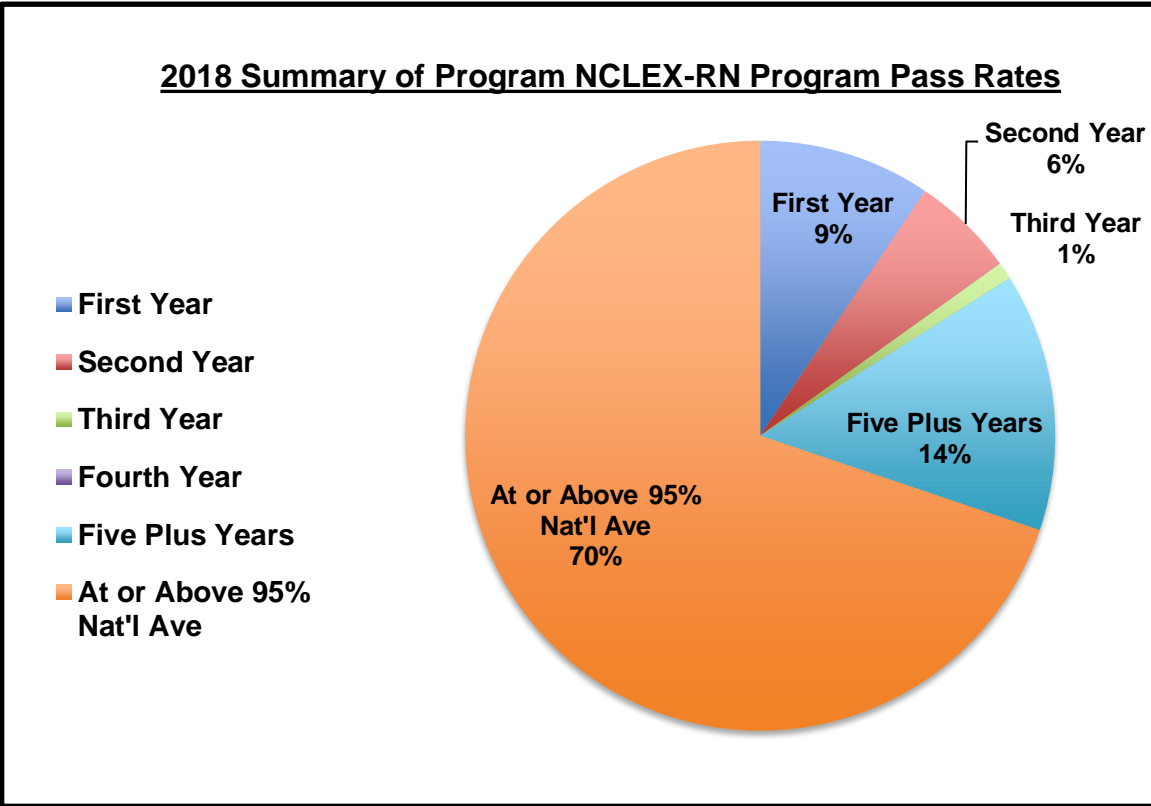
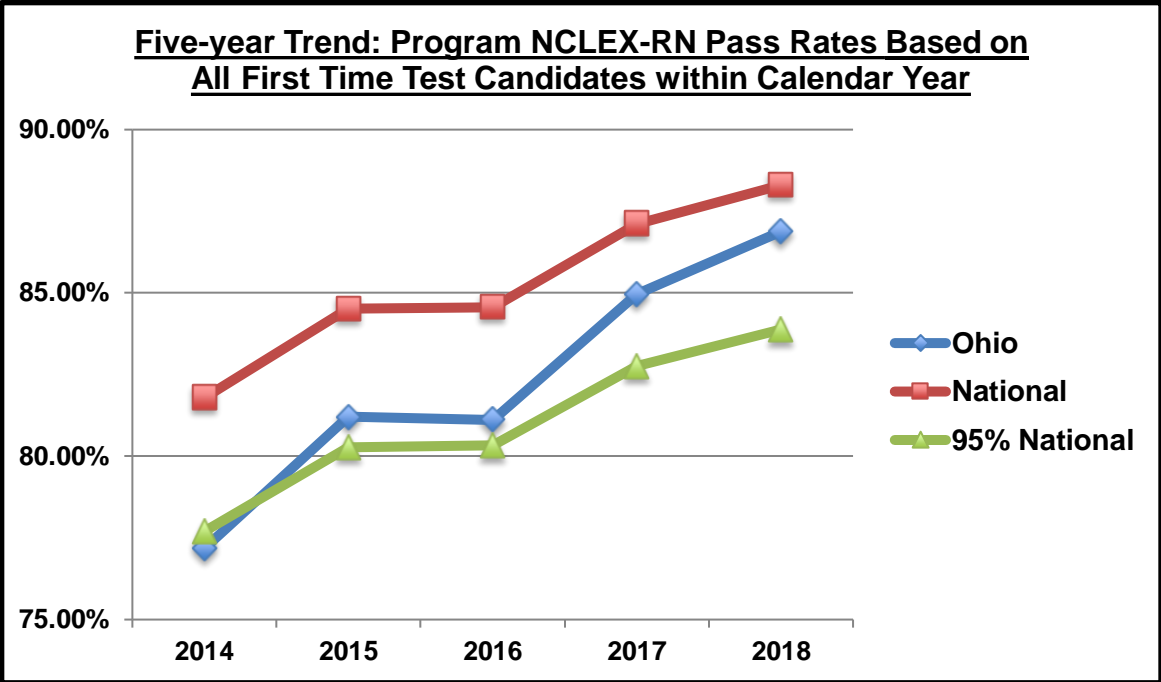
Ohio: 86.88% (84.96%)

- Number of Ohio candidates: 8,315 (8,282)

National average: 88.30% (87.12%)

- Number of national candidates: 163,209 (157,734)

95% of national average: 83.88% (82.76%)



**RN Programs with Ten or More Students Achieving a 100% Pass Rate**  
Based on First Time Test Candidates Within the Calendar Year

- Malone University School of Nursing – 27
- Muskingum University Bachelor of Science in Nursing Program – 15
- Ohio Northern University Bachelor of Science in Nursing Program Getty College of Arts & Sciences – 30
- Otterbein Nursing Program, Otterbein University – 48
- Tri-Rivers School of Nursing Diploma Program – 12
- Trinity Health System School of Nursing – 25
- University of Mount Union, Department of Nursing – 22
- Washington State Community College Associate Degree Nursing Program – 26
- Xavier University Accelerated Bachelor of Science in Nursing – 24

**NCLEX-RN Pass Rates Below 95% of the National Average**

**One Year of NCLEX-RN Pass Rates Below 95% of National Average**

| <b>Program Name and Approval Status</b>                                     | <b>2018 Pass Rates</b> | <b>Delivered/Pass/Fail</b> |
|---|------------------------|----------------------------|
| Athena Career Academy LPN to RN Program: Full                               | 52.50%                 | 40/21/19                   |
| Felbry College-School Nursing Associate of Applied Science in Nursing: Full | 66.66%                 | 3/2/1                      |
| Good Samaritan College of Nursing and Health Science: Full                  | 82.71%                 | 81/67/14                   |

|  |        |            |
|--|--------|------------|
| Lourdes University, Bachelor of Science in Nursing Program: Full                       | 74.62% | 67/50/17   |
| Mount St. Joseph University MSN Program: Full  | 82.97% | 47/39/8    |
| Ohio Institute of Allied Health, Inc., Nursing Education Program: Full                 | 83.33% | 6/5/1      |
| Shawnee State University, Department of Nursing, Associate Degree Program: Full        | 81.25% | 48/39/9    |
| South University of Ohio (d/b/a South University) Bachelor of Science in Nursing: Full | 62.50% | 8/5/3      |
| Stark State College Associate Degree in Nursing Program: Full                          | 76.92% | 130/100/30 |
| University of Findlay Department of Nursing: Full                                      | 72.72% | 22/16/6    |
| Youngstown State University, BSN Program: Full   | 82.10% | 95/78/17   |

**Two Consecutive Years of NCLEX-RN Pass Rates  
Below 95% of National Average**

| <b>Program Name and Approval Status</b>  | <b>2018 Pass Rates<br/>Delivered/Pass/Fail</b> | <b>2017 Pass Rates<br/>Delivered/Pass/Fail</b> |
|--|--|--|
| Collins Career Technical Center LPN-RN Diploma Nursing Program: Full                             | 81.25%<br>64/52/12                             | 64.70%<br>34/22/12                             |
| Fortis College School of Nursing Associate Degree in Nursing Program, Cuyahoga Falls, Ohio: Full | 78.57%<br>42/33/9                              | 77.55%<br>49/38/11                             |

|   |                    |                     |
|---|--------------------|---------------------|
| Mercy College of Ohio, Baccalaureate Nursing Program: Full            | 80.43%<br>46/37/9  | 82.56%<br>109/90/19 |
| Ohio University School of Nursing-Southern (BSN): Full                | 73.33%<br>15/11/4  | 82.35%<br>17/14/3   |
| Ross College-North Canton: Full                                       | 56.25%<br>16/9/7   | 60.86%<br>23/14/9   |
| Xavier University Bachelor of Science in Nursing Program: Provisional | 81.25%<br>96/78/18 | 77.14%<br>105/81/24 |

**Three Consecutive Years of NCLEX-RN Pass Rates  
Below 95% of National Average**

| <b>Program Name and Approval Status</b>   | <b>2018 Pass Rates<br/>Delivered/Pass/Fail</b> | <b>2016-2017 Pass Rates<br/>Delivered/Pass/Fail</b> |
|---|--|---|
| Associate of Applied Science in Nursing, The Christ College of Nursing and Health Sciences, Department of Nursing: Full | 72.95%<br>122/89/33                            | 2016: 65.15% 132/86/46<br>2017: 77.09% 131/101/30   |

**No RN Programs Incurred Four Consecutive Years of  
NCLEX Pass Rates Below 95% of the National Average**

**Programs on Provisional Approval for Five or More Years of NCLEX-RN Pass  
Rates Below 95% of National Average**

| <b>Program Name</b>   | <b>Provisional Approval<br/>Effective Date</b> |
|---|--|
| Acadia Career Institute Registered Nursing Program                    | March 2018                                     |
| American Institute of Alternative Medicine Registered Nursing Program | March 2016                                     |

|   |            |
|---|------------|
| Associate Degree in Nursing - Fortis College, Centerville   | March 2017 |
| Associate Degree in Nursing - Fortis College, Cincinnati  | March 2016 |
| Associate Degree in Nursing - Fortis College, Westerville   | March 2017 |
| ATA College Registered Nursing, Associate Degree Nursing ( <i>Formerly Beckfield College Associate Degree Nursing Program</i> ) | March 2018 |
| Belmont College Associate Degree Nursing Program  | March 2012 |
| Bryant & Stratton College Department of Nursing   | March 2017 |
| Bryant & Stratton College, Nursing Program Akron  | March 2018 |
| Eastern Gateway Community College Associate Degree of Nursing Program   | March 2018 |
| Felbry School of Nursing Registered Nursing (Diploma) Program   | March 2017 |
| Hondros College of Nursing Associate Degree in Nursing  | March 2017 |
| Ohio Medical Career College One Plus One Nursing Education Program (Diploma)  | March 2017 |
| University of Cincinnati Blue Ash College   | March 2015 |
| University of Rio Grande, Holzer School of Nursing  | March 2017 |

## Section 2: PN Education Programs

### Overview and Trends – NCLEX-PN 2018 (2017):

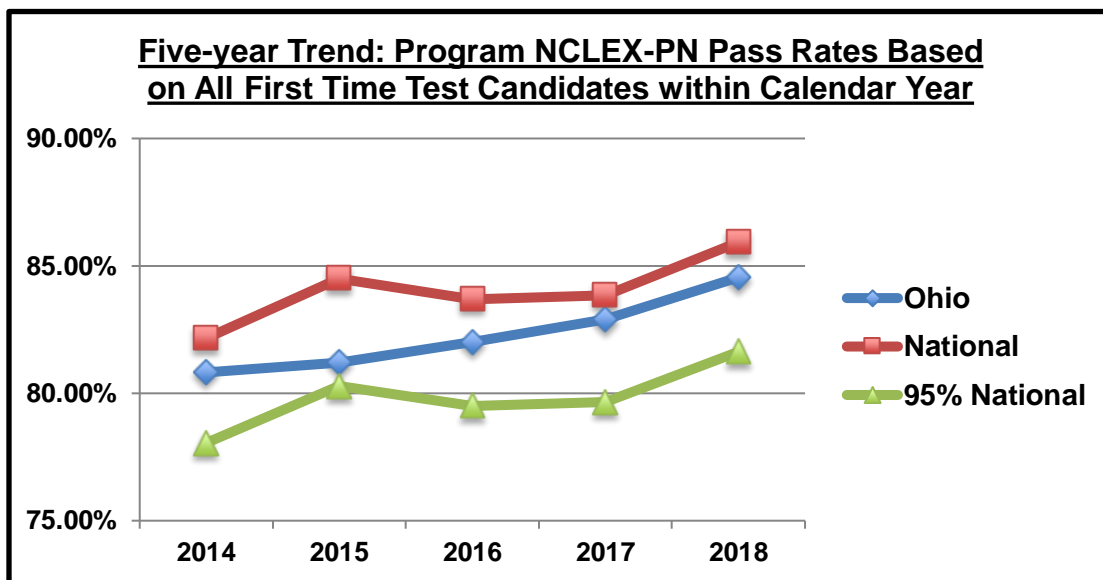
Ohio: 84.55% (82.89%)

- Number of Ohio candidates: 2,991 (2,987)

National average: 85.93% (83.85%)

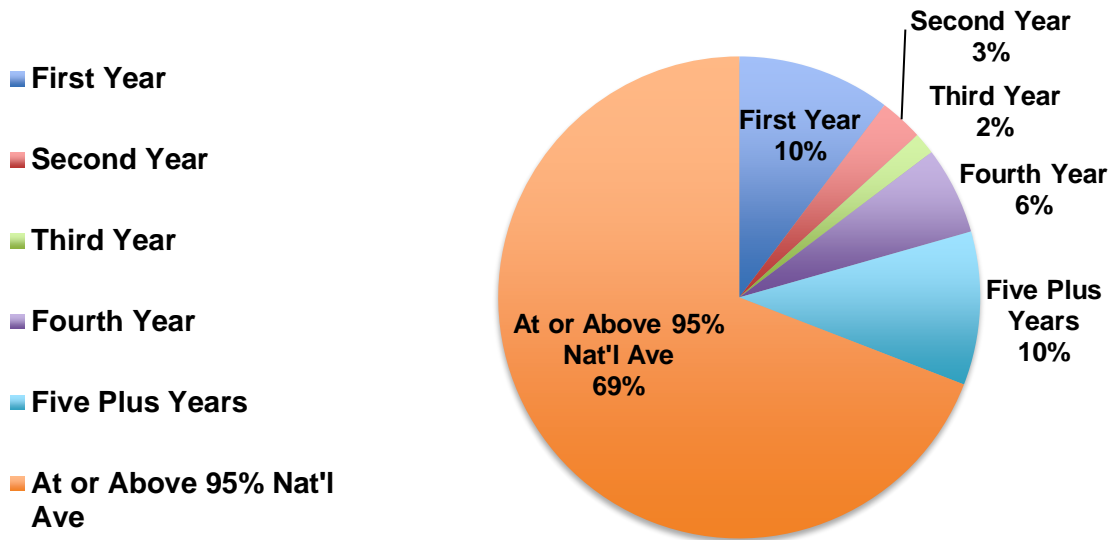
- Number of national candidates: 47,044 (46,945)

95% of national average: 81.63% (79.65%)





### 2018 Summary of Program NCLEX-PN Program Pass Rates



### **PN Programs with Ten or More Students Achieving a 100% Pass Rate** Based on First Time Test Candidates Within the Calendar Year

- ETI Technical College Practical Nursing Program – 23
- Knox County Career Center Licensed Practical Nursing Program – 28
- North Central State College Practical Nurse Program – 15
- Owens Community College Practical Nurse Program – 16
- Washington State Community College Practical Nursing Education – 23

**NCLEX-PN Pass Rates Below 95% of the National Average**

**One Year of NCLEX-PN Pass Rates Below 95% of National Average**

| <b>Program Name and Approval Status</b>                                | <b>2018 Pass Rates</b> | <b>Delivered/Pass/Fail</b> |
|--|------------------------|----------------------------|
| Belmont College Practical Nursing Program: Full                        | 78.57%                 | 14/11/3                    |
| Choffin School of Practical Nursing: Full                              | 79.31%                 | 29/23/6                    |
| Hannah E. Mullins School of Practical Nursing: Full                    | 80.64%                 | 31/25/6                    |
| Professional Skills Institute School of Practical Nursing: Provisional | 79.68%                 | 128/102/26                 |
| Ross College – North Canton Practical Nursing: Full                    | 54.54%                 | 11/6/5                     |

**Two Consecutive Years of NCLEX-PN Pass Rates Below 95% of National Average**

| <b>Program Name and Approval Status</b>                               | <b>2018 Pass Rates<br/>Delivered/Pass/Fail</b> | <b>2017 Pass Rates<br/>Delivered/Pass/Fail</b> |
|---|--|--|
| Scioto County Career Technical Center Practical Nursing Program: Full | 78.57%<br>28/22/6                              | 77.50%<br>40/31/9                              |
| The School of Nursing at Cuyahoga Valley Career Center: Full          | 75.00%<br>32/24/8                              | 76.66%<br>30/23/7                              |

**Three Consecutive Years of NCLEX-PN Pass Rates  
Below 95% of National Average**

| <b>Program Name and Approval Status</b>                | <b>2018 Pass Rates<br/>Delivered/Pass/Fail</b> | <b>2016-2017 Pass Rates<br/>Delivered/Pass/Fail</b> |
|--|--|---|
| Hocking College Practical Nursing Program: Provisional | 73.33%<br>30/22/8                              | 2016: 76.67% 30/23/7<br>2017: 61.53% 39/24/15       |

**Four Consecutive Years of NCLEX-PN Pass Rates  
Below 95% of National Average**

| <b>Program Name and Approval Status</b>  | <b>2018 Pass Rates<br/>Delivered/Pass/Fail</b> | <b>2015-2017 Pass Rates<br/>Delivered/Pass/Fail</b>                    |
|--|--|--|
| ATA College Pre-Licensure Practical Nursing, Diploma<br>(Formerly Beckfield College Practical Nursing Program): Full | 70.83%<br>24/17/7                              | 2015: 68.29% 41/28/13<br>2016: 67.39% 46/31/15<br>2017: 65.00% 20/13/7 |
| Portage Lakes Career Center–<br>W. Howard Nicol School of Practical Nursing: Full                                    | 71.42%<br>28/20/8                              | 2015: 68.42% 19/13/6<br>2016: 68.00% 25/17/8<br>2017: 63.15% 19/12/7   |
| Richard Medical Academy:<br>Provisional  | 80.00%<br>10/8/2                               | 2015: 40.00% 5/2/3<br>2016: 50.00% 10/5/5<br>2017: 50.00% 8/4/4        |
| Wayne County Schools Career Center High School Practical Nursing Program: Full                                       | 60.00%<br>10/6/4                               | 2015: 50.00% 8/4/4<br>2016: 60.00% 10/6/4<br>2017: 70.00% 10/7/3       |

**Programs on Provisional Approval for Five or More Years of NCLEX-PN Pass Rates Below 95% National Average**

| <b>Program Name</b>  | <b>Provisional Approval Effective Date</b> |
|--|--|
| American Institute of Alternative Medicine Practical Nursing Education Program | March 2015                                 |
| Felbry College-School of Nursing Practical Nursing                             | March 2015                                 |

|  |            |
|--|------------|
| MDT College of Health Sciences Practical Nursing Program             | March 2016 |
| Ohio Medical Career College Practical Nursing Education Program      | March 2015 |
| Practical Nurse Program, Canton City School District                 | March 2015 |
| Toledo School of Practical Nursing                                   | March 2016 |
| Willoughby-Eastlake School of Practical Nursing-High School Division | March 2016 |