



Ohio Board of Nursing

www.nursing.ohio.gov

17 South High Street, Suite 400 • Columbus, Ohio 43215-7410 • (614) 466-3947

MEMORANDUM

TO: Board Members

FROM: Kristie Oles, Education Regulatory Surveyor
 Lisa Hashemian, Education Regulatory Surveyor
 Lisa Emrich, Program Manager

DATE: March 1, 2016

RE: Calendar Year 2015 NCLEX Pass Rates

Each year, the National Council Licensure Examination (NCLEX) pass rates for pre-licensure nursing education programs are reviewed in accordance with the requirements established in Rule 4723-5-23(B), Ohio Administrative Code (OAC). The review includes the NCLEX pass rates of programs with Full approval, Provisional approval, and programs whose Conditional approval was continued by an action of the Board beyond the program's initial Conditional approval period.

- The pass rates are calculated and provided by National Council of State Boards of Nursing (NCSBN) for all first time test candidates who completed a Registered Nurse (RN) or Practical Nurse (PN) education program in Ohio.
- The rule establishes a standard of 95% of the national average for first time test candidates within a calendar year.
- Rule 4723-5-23, OAC, requires specific action for each successive year a program has a NCLEX pass rate that falls below 95% of the national average for first time test candidates:
 - After the first year, the program is required to write an action plan to improve its graduates' NCLEX scores and submit the plan in its annual report to the Board.
 - After the second consecutive year, the program is required to prepare a report that evaluates the previous year's action plan, identify additional steps to improve its graduates' NCLEX pass rates, and submit the evaluation plan and additional steps in its annual report to the Board.
 - After three consecutive years, Board staff is required to conduct a survey visit of the program after which the Board may take action concerning the approval status of the program.
 - After the fourth consecutive year, the Board is required to place the program on Provisional approval.

Below are the Ohio and national RN and PN NCLEX pass rate averages for calendar year 2015, and the calculated 95% of national average for 2015. The same averages for 2014 are provided in parentheses. Programs with ten or more test candidates that achieved 100% pass rates are also identified.

Section 1: Overview and Trends

Registered Nursing (RN) Education Programs – NCLEX 2015 (2014):

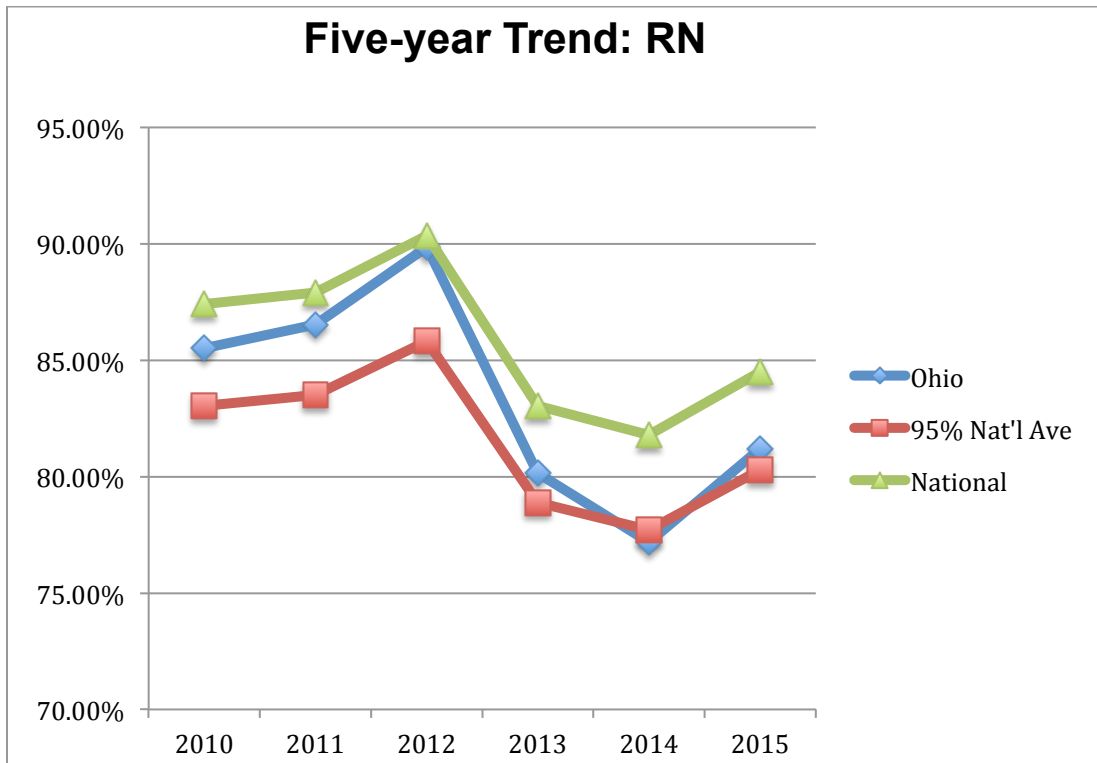
Ohio: 81.21% (77.18%)

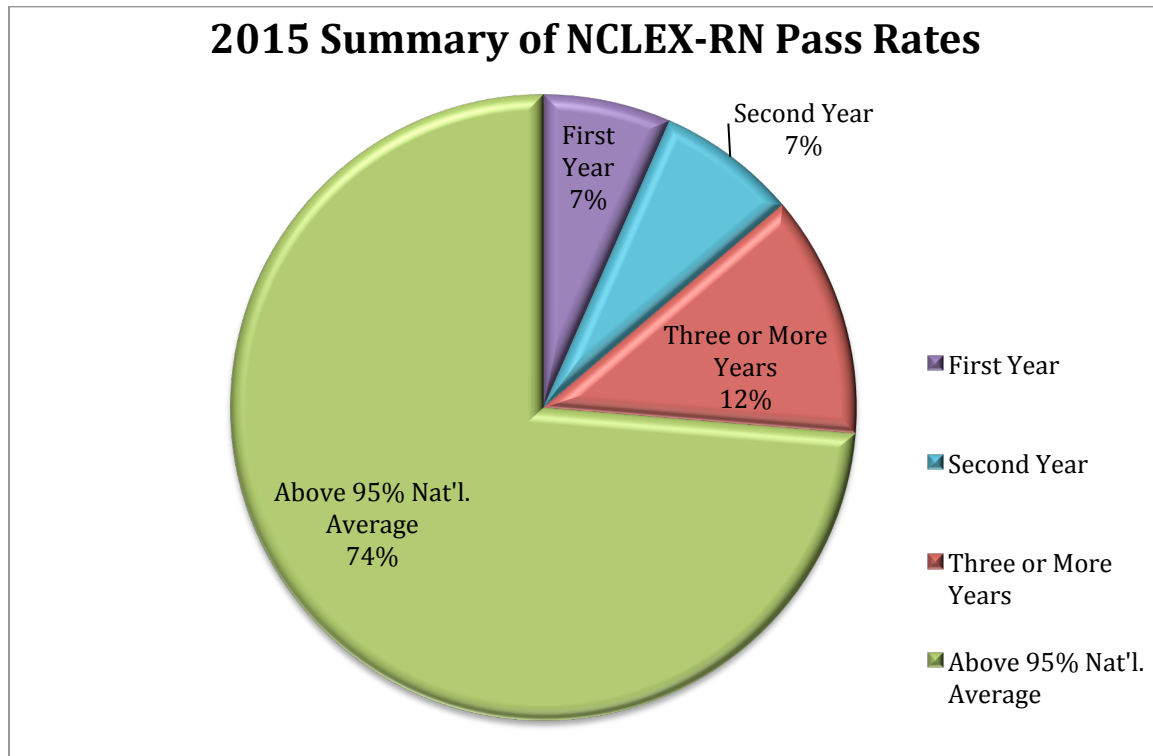
- Number of Ohio candidates: 8,753 (8,884)

National average: 84.51% (81.79%)

- Number of national candidates: 157,955 (157,357)

95% of national average: 80.28% (77.70%)





100% pass rate for RN programs with ten or more candidates

- Baldwin Wallace University Accelerated Bachelor of Science in Nursing – 25
- Ohio Northern University Bachelor of Science in Nursing Program – 21
- Ohio Valley College of Technology School of Nursing Associate Degree in Nursing – 19
- Washington State Community College Associate Degree Nursing Program – 23

Practical Nursing (PN) Education Programs – NCLEX 2015 (2014)

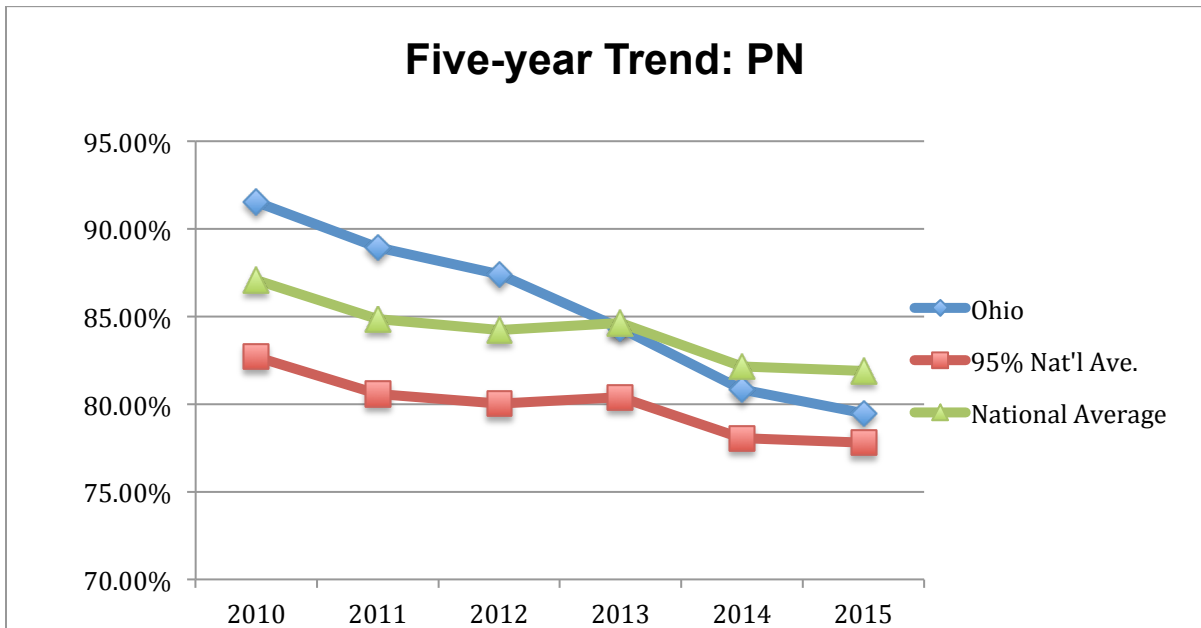
Ohio: 79.48% (80.82)

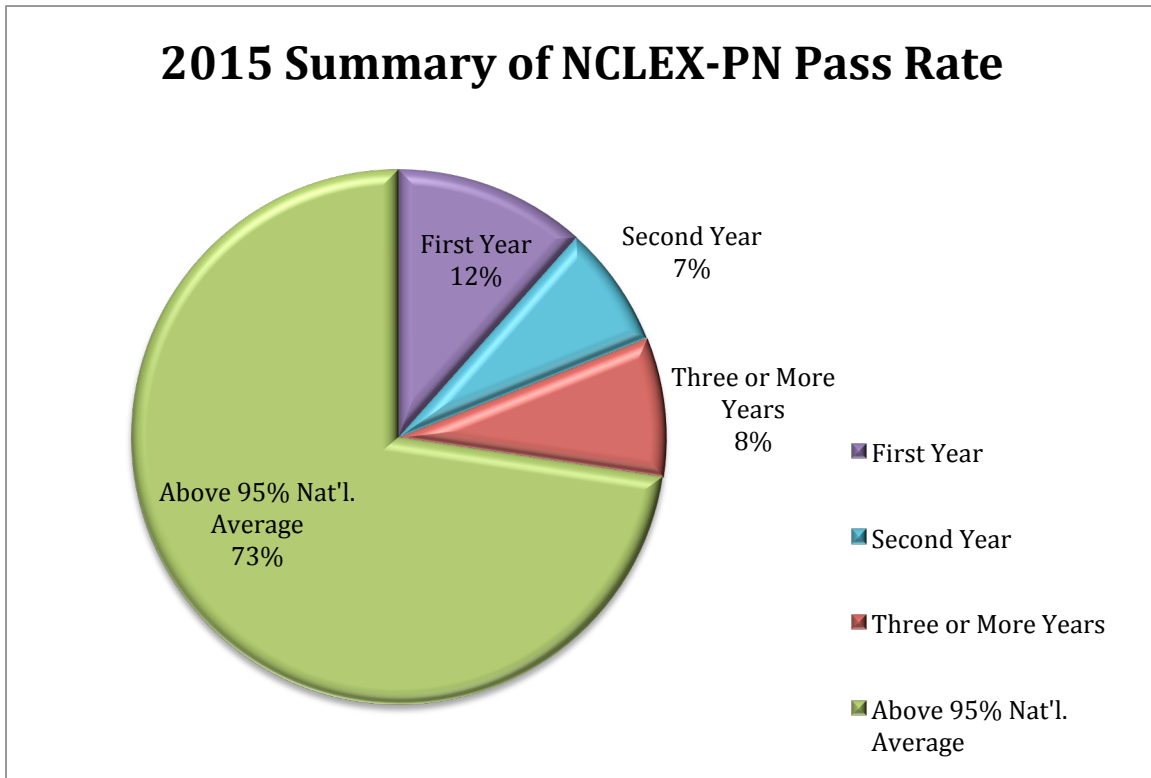
- Number of Ohio candidates: 2,826 (3,248)

National average: 81.89% (82.16%)

- Number of national candidates: 50,971 (55,483)

95% of national average: 77.79% (78.05%)





100% pass rate for PN programs with ten or more candidates

- Akron School of Practical Nursing – 19
- North Central State College Practical Nurse Program – 12
- Owens Community College Practical Nurse Program – 22
- Southern State Community College Practical Nursing Program – 20

Section 2: RN Programs Below 95% of National Average

One Year of NCLEX-RN Pass Rates Below 95% of National Average

Program Name and Approval Status	2015 Pass Rates	Delivered/Pass/Fail
Akron Campus of Herzing University, Nursing Program: Full	76.92%	26/20/6
Ashtabula County Technical and Career Campus Registered Nurse Program: Full	57.14%	7/4/3
Aultman College of Nursing & Health Sciences: Full	76.14%	88/67/21
Breckinridge School of Nursing and Health Sciences @ ITT Technical Institute, Youngstown: Full	67.77%	43/30/13
Chamberlain College of Nursing, Baccalaureate Degree in Nursing Program Full	75.89%	112/85/27
Hiram College, Department of Nursing, Baccalaureate Nursing Education Program: Full	68.00%	25/17/8
Mount St. Joseph University MSN Program: Provisional	75.86%	58/44/14
Shawnee State University, Department of Nursing, Bachelor Degree Program: Continued Conditional	66.67%	6/4/2
Southern State Community College Associate Degree Nursing Program: Full	75.93%	54/41/13
The University of Toledo College of Nursing Clinical Nurse Leader Program – MSN Program: Full	76.00%	25/19/6

Two Consecutive Years of NCLEX-RN Pass Rates Below 95% of National Average

Program Name and Approval Status	2015 Pass Rates Delivered/Pass/Fail	2014 Pass Rates Delivered/Pass/Fail
Acadia Career Institute Registered Nursing Program: Full	50.00% 4/2/2	50.00% 8/4/4

Beckfield College Associate Degree Nursing Program: Full	27.78%	36/10/26	48.48%	33/16/17
Breckinridge School of Nursing and Health Sciences @ ITT Technical Institute, Dayton: Full	44.00%	25/11/14	66.67%	3/2/1
Breckinridge School of Nursing and Health Sciences @ ITT Technical Institute, Norwood: Continued Conditional	21.43%	14/3/11	44.44%	9/4/5
Breckinridge School of Nursing and Health Sciences @ ITT Technical Institute, Warrensville Heights: Full	29.27%	41/12/29	27.27%	33/9/24
Bryant & Stratton College, Nursing Program Akron: Provisional	63.16%	38/24/14	75.00%	8/6/2
Eastern Gateway Community College Associate Degree of Nursing Program: Full	78.38%	37/29/8	77.27%	22/17/5
Fortis College School of Nursing Associate Degree in Nursing Program, Cuyahoga Falls, Ohio: Full	65.71%	35/23/12	75.00%	44/33/11
Ohio University Associate Degree Nursing Program: Provisional	78.19%	188/147/41	77.22%	237/183/54
Shawnee State University Associate Degree Nursing Program: Full	70.37%	81/57/24	71.13%	97/69/28
Sinclair Community College, Associate Degree Nursing Program: Full	78.17%	142/111/31	76.27%	118/90/28

**Three Consecutive Years of NCLEX-RN Pass Rates Below 95%
of National Average**

Program Name and Approval Status	2015 Pass Rates Delivered/Pass/Fail		2013-2014 Pass Rates Delivered/Pass/Fail	
Associate Degree in Nursing-Fortis College, Centerville: Full	74.12%	85/63/22	2014: 68.31%	142/97/45
			2013: 76.19%	105/80/25
Associate Degree in Nursing- Fortis College, Westerville: Full	66.67%	54/36/18	2014: 54.84%	62/34/28
			2013: 71.23%	73/52/21
Breckinridge School of Nursing and Health Sciences @ ITT Technical Institute, Akron: Full	27.78%	18/5/13	2014: 27.78%	18/5/13
			2013: 27.27%	11/3/8
Breckinridge School of Nursing and Health Sciences @ ITT Technical Institute, Hilliard: Full	41.38%	29/12/17	2014: 35.00%	20/7/13
			2013: 35.00%	40/14/26

Breckinridge School of Nursing and Health Sciences @ ITT Technical Institute, Strongsville: Full	53.85%	26/14/12	2014: 39.13%	23/9/14
			2013: 66.67%	6/4/2
Brightwood College (Formerly: Kaplan College): Full	62.16%	37/23/14	2014: 58.06%	31/18/13
			2013: 50.00%	10/5/5
Bryant & Stratton College Department of Nursing Eastlake: Full	80.23%	86/69/17	2014: 72.36%	123/89/34
			2013: 77.60%	125/97/28
Central Ohio Technical College Associate Degree, Registered Nurse Technology Program: Full	74.11%	282/209/73	2014: 71.83%	213/153/60
			2013: 72.79%	283/206/77
Chamberlain College of Nursing, Associate Degree in Nursing Program: Full	75.00%	72/54/18	2014: 65.59%	93/61/31
			2013: 73.04%	115/84/31
Clark State Community College – Springfield Regional School of Nursing: Full	79.70%	133/106/27	2014: 69.09%	110/76/34
			2013: 72.16%	97/70/27
Felbry School of Nursing registered Nursing Program – Diploma: Full	31.25%	16/5/11	2014: 35.29%	17/6/11
			2013: 33.33%	3/1/2
Hondros College: Full	69.43%	314/218/96	2014: 63.67%	278/177/101
			2013: 69.92%	236/165/71
James A. Rhodes State College, Associate Degree Nursing Program: Full	78.83%	137/108/29	2014: 70.86%	151/107/44
			2013: 76.09%	184/140/44
Ohio Medical Career College One Plus One Nursing Education Program: Full	50.00%	6/3/3	2014: 33.33%	6/2/4
			2013: 40.00%	5/2/3
University of Rio Grande, Holzer School of Nursing, Associate Degree Nursing Program: Full	79.61%	103/82/21	2014: 69.07%	97/67/30
			2013: 74.29%	105/78/27

Four Consecutive Years of NCLEX-RN Pass Rates Below 95% of National Average

Program Name and Approval Status	2015 Pass Rates Delivered/Pass/Fail		2012-2014 Pass Rates Delivered/Pass/Fail	
American Institute of Alternative Medicine Registered Nursing Education Program: Full	26.25%	80/21/59	2014: 26.23%	61/16/45
			2013: 52.00%	50/26/24
			2012: 65.22%	23/15/8

Associate Degree in Nursing – Fortis College, Cincinnati, OH: Full	61.40%	57/35/22	2014: 63.64%	22/14/8
			2013: 53.66%	41/22/19
			2012: 85.71%	42/36/6

Five Consecutive Years of NCLEX-RN Pass Rates Below 95% of National Average

Program Name and Approval Status	2015 Pass Rates Delivered/Pass/Fail	2011-2014 Pass Rates Delivered/Pass/Fail	
University of Cincinnati Blue Ash College: Provisional	61.45% 83/51/32	2014: 51.67%	120/62/58
		2013: 65.14%	109/71/38
		2012: 81.13%	106/86/20
		2011: 82.67%	75/62/13

Eight Consecutive Years of NCLEX-RN Pass Rates Below 95% of National Average Placed on Provisional Approval in March 2012

Program Name and Approval Status	Pass Rates/ Delivered/Pass/Fail			
Belmont College, Associate Degree Nursing Program: Provisional	2015: 50.00%	56/28/28	2011: 76.12%	67/51/16
	2014: 55.00%	60/33/27	2010: 71.43%	77/55/22
	2013: 66.67%	72/48/24	2009: 60.00%	85/51/34
	2012: 79.45%	73/58/15	2008: 61.33%	75/46/29

Section 3: PN Education Programs Below 95% National Average
--

One Year of NCLEX-PN Pass Rates Below 95% of National Average

Program Name and Approval Status	2015 Pass Rates	Delivered/Pass/Fail
Antonelli College Practical Nursing Program: Continued Conditional	46.67%	15/7/8
Beckfield College Practical Nursing Program: Full	68.29%	41/28/13
Belmont College Practical Nursing Program: Full	72.00%	25/18/7
Pickaway-Ross Practical Nursing Education Program: Full	75.00%	28/21/7
Portage Lakes Career Center – W. Howard Nicol School of Practical Nursing: Full	68.42%	19/13/6
Practical Nursing – Fortis College, Cincinnati: Full	66.67%	36/24/12
Richard Medical Academy: Full	40.00%	5/2/3
Stautzenberger College Practical Nursing Program: Full	77.50%	40/31/9
The School of Nursing at Cuyahoga Valley Career Center: Full	73.33%	30/22/8
Wayne County School Career Center High School Practical Nursing Program: Full	50.00%	8/4/4
Willoughby-Eastlake School of Practical Nursing-Adult Division: Full	73.13%	67/49/18

Two Consecutive Years of NCLEX-PN Pass Rates Below 95% of National Average

Program Name and Approval Status	2015 Pass Rates Delivered/Pass/Fail	2014 Pass Rates Delivered/Pass/Fail
Apollo School of Practical Nursing: Full	77.27% 44/34/10	77.50% 40/31/9
Auburn Practical Nursing Program: Full	56.10% 41/23/18	73.17% 41/30/11
Brown-Mackie College Practical Nursing Program-Findlay: Provisional	52.27% 88/46/42	66.39% 122/81/41

Central Ohio Technical College, Practical Nursing Program: Full	72.41% 29/21/8	42.86% 21/9/12
Clark State Community College Practical Nurse Program: Full	75.93% 54/41/13	74.65% 71/53/18
Mid-East Career and Technology Centers, Zanesville Campus High School PN Program: Provisional	75.00% 16/12/4	77.78% 9/7/2
Practical Nursing – Fortis College, Centerville: Full	68.00% 25/17/8	76.77% 99/76/23

**Three Consecutive Years of NCLEX-PN Pass Rates Below 95%
of National Average**

Program Name and Approval Status	2015 Pass Rates Delivered/Pass/Fail	2014-2013 Pass Rates Delivered/Pass/Fail
The Robert T. White School of Practical Nursing: Full	66.67% 9/6/3	2014: 77.14% 35/27/8 2013: 64.71% 71/11/6

Four Consecutive Years of NCLEX-PN Pass Rates Below 95% of National Average

Program Name and Approval Status	2015 Pass Rates Delivered/Pass/Fail	2012-2014 Pass Rates Delivered/Pass/Fail
MDT College of Health Sciences Practical Nursing Program: Full	74.19% 31/23/8	2014: 69.44% 36/25/11 2013: 71.43% 49/34/14 2012: 67.06% 85/57/28
Toledo School of Practical Nursing: Provisional	74.51% 51/38/13	2014: 57.69% 52/30/22 2013: 67.57% 74/50/24 2012: 78.57% 56/4/12
Willoughby-Eastlake School of Practical Nursing- High School Division: Full	62.50% 8/5/3	2014: 57.14% 7/4/3 2013: 78.57% 14/11/3 2012: 75.00% 8/6/2

Five Consecutive Years of NCLEX-PN Pass Rates Below 95% of National Average

Program Name and Approval Status	2015 Pass Rates Delivered/Pass/Fail		2011-2014 Pass Rates Delivered/Pass/Fail	
American Institute of Alternative Medicine Practical Nursing Education Program: Provisional	53.33%	15/8/7	2014: 53.19% 47/25/22	2013: 76.47% 34/26/8
			2012: 65.52% 29/19/10	2011: 61.54% 26/16/10
Felbry School of Nursing Practical Nursing Program: Provisional	45.45%	22/10/12	2014: 36.36% 11/4/7	2013: 57.14% 14/8/6
			2012: 50.00% 16/8/8	2011: 12.50% 16/2/14
Ohio Medical Career College Practical Nursing Education Program: Provisional	62.86%	35/22/13	2014: 50.00% 32/16/16	2013: 47.92% 48/23/25
			2012: 59.38% 32/19/13	2011: 64.91% 57/37/20
Practical Nurse Program, Canton City School District: Provisional	68.57%	35/24/11	2014: 76.67% 30/23/7	2013: 71.11% 45/32/13
			2012: 76.36% 55/42/13	2011: 64.91% 57/37/20